


Data sheet | Item number: 769-109/000-039

1-conductor female plug; 4 mm²; 9-pole; 4,00 mm²; green-yellow, blue, gray

769-109_000-039



Item description

According to EN 61984, pluggable connectors without current interrupting capacity shall not be mated and unmated when live or under load.

Data

Electrical data

Ratings per IEC/EN 60664-1

Rated voltage (III / 3)	500 V
Rated impulse voltage (III / 3)	6 kV
Rated current	32 A



Connection data

Connection technology	CAGE CLAMP®
Actuation type	Operating tool
Connectable conductor materials	Copper
Nominal cross section	4 mm ²
Solid conductor	0.08 4 mm ² / 28 12 AWG
Fine-stranded conductor	0.08 4 mm ² / 28 12 AWG
Strip length	8 9 mm / 0.31 0.35 inch
Total number of connection points	9
Total number of potentials	9
Type of wiring	Front-entry wiring
No. of poles	9

Geometrical Data

Width	45 mm / 1.772 inch
Height	45.2 mm / 1.78 inch
Depth	18.3 mm / 0.72 inch
Module width	5 mm / 0.197 inch

Mechanical data

Marking level	Side marking
---------------	--------------

Plug connection

Contact type (pluggable connector)	Female connector/socket
Connector connection type	for conductors

Material Data


Color	green-yellow, blue, gray
Insulating material	Polyamide 66 (PA 66)
Fire load	0.057 MJ
Weight	29.147 g

Commercial data


Country of origin	DE
GTIN	4050821653493
Customs Tariff No.	85366990990

Approvals / Certificates



Radio-Approvals

Logo	Approval	Additional Approval Text	Certificate name
	CSA DEKRA Certification B.V.	C22.2 No. 158	1101144



Country specific Approvals

Logo	Approval	Additional Approval Text	Certificate name
	CSA DEKRA Certification B.V.	C22.2 No. 158	1101144

Other Approvals















Logo	Approval	Additional Approval Text	Certificate name
	UR Underwriters Laboratories Inc.	UL 1977	E45171
	UR Underwriters Laboratories Inc.	UL 1059	E45172
















UL-Approvals

















Logo	Approval	Additional Approval Text	Certificate name
	UR Underwriters Laboratories Inc.	UL 1059	20190731- E45172
	UR Underwriters Laboratories Inc.	UL 1977	E45171- 20010720














Compatible products

Marking accessories

	Item no.: 2009-145 Mini-WSB Inline; for Smart Printer; on reel; stretchable 5 - 5.2 mm; plain; snap-on type; white		2009-145
	Item no.: 2009-145/000-002 Mini-WSB Inline; for Smart Printer; on reel; stretchable 5 - 5.2 mm; plain; snap-on type; yellow	/000-002	2009-145
	Item no.: 2009-145/000-005 Mini-WSB Inline; for Smart Printer; on reel; stretchable 5 - 5.2 mm; plain; snap-on type; red	/000-005	2009-145
	Item no.: 2009-145/000-006 Mini-WSB Inline; for Smart Printer; on reel; stretchable 5 - 5.2 mm; plain; snap-on type; blue	/000-006	2009-145
	Item no.: 2009-145/000-007 Mini-WSB Inline; for Smart Printer; on reel; stretchable 5 - 5.2 mm; plain; snap-on type; gray	/000-007	2009-145
	Item no.: 2009-145/000-012 Mini-WSB Inline; for Smart Printer; on reel; stretchable 5 - 5.2 mm; plain; snap-on type; orange	/000-012	2009-145
	Item no.: 2009-145/000-023 Mini-WSB Inline; for Smart Printer; on reel; stretchable 5 - 5.2 mm; plain; snap-on type; green	/000-023	2009-145
	Item no.: 2009-145/000-024 Mini-WSB Inline; for Smart Printer; on reel; stretchable 5 - 5.2 mm; plain; snap-on type; violet	/000-024	2009-145
	Item no.: 210-805 Labels; for Smart Printer; permanent adhesive; white		210-805
	Item no.: 210-805/000-002 Labels; for Smart Printer; permanent adhesive; yellow	/000-002	210-805
	Item no.: 210-831 Marking strips; on reel; 2.3 mm wide; plain; Self-adhesive; white		210-831
	Item no.: 210-832 Marking strips; on reel; 3 mm wide; plain; Self-adhesive; white		210-832
	Item no.: 210-834 Marking strips; on reel; 5 mm wide; plain; Self-adhesive; white		210-834
	Item no.: 248-501 Miniature WSB Quick marking system; plain; Marker width 5 mm; 10 strips with 10 markers per card		248-501

	Item no.: 248-501/000-002 Mini-WSB marking card; as card; not stretchable; plain; snap-on type; yellow	248-501 /000-002
	Item no.: 248-501/000-005 Mini-WSB marking card; as card; not stretchable; plain; snap-on type; white	248-501 /000-005
	Item no.: 248-501/000-006 Mini-WSB marking card; as card; not stretchable; plain; snap-on type; white	248-501 /000-006
	Item no.: 248-501/000-007 Mini-WSB marking card; as card; not stretchable; plain; snap-on type; white	248-501 /000-007
	Item no.: 248-501/000-012 Mini-WSB marking card; as card; not stretchable; plain; snap-on type; white	248-501 /000-012
	Item no.: 248-501/000-017 Mini-WSB marking card; as card; not stretchable; plain; snap-on type; white	248-501 /000-017
	Item no.: 248-501/000-023 Mini-WSB marking card; as card; not stretchable; plain; snap-on type; white	248-501 /000-023
	Item no.: 248-501/000-024 Mini-WSB marking card; as card; not stretchable; plain; snap-on type; white	248-501 /000-024
Protective Warning Marker		
	Item no.: 280-415 Protective warning marker; with high-voltage symbol, black; for 5 terminal blocks; yellow	280-415
Strain relief plate		
	Item no.: 769-413 Strain relief plate; gray	769-413
check		
	Item no.: 210-136 Test plug; 2 mm Ø; with 500 mm cable; red	210-136
	Item no.: 210-137 Test plug; 2.3 mm Ø; with 500 mm cable; yellow	210-137
Jumper		
	Item no.: 769-402 Miniature adjacent jumper; insulated; suitable for 1-conductor female plugs; gray	769-402
ferrule		
	Item no.: 216-101 Ferrule; Sleeve for 0.5 mm ² / AWG 22; uninsulated; electro-tin plated	216-101
	Item no.: 216-102 Ferrule; Sleeve for 0.75 mm ² / AWG 20; uninsulated; electro-tin plated	216-102

	Item no.: 216-103 Ferrule; Sleeve for 1 mm ² / AWG 18; uninsulated; electro-tin plated	216-103
	Item no.: 216-104 Ferrule; Sleeve for 1.5 mm ² / AWG 16; uninsulated; electro-tin plated	216-104
	Item no.: 216-201 Ferrule; Sleeve for 0.5 mm ² / 20 AWG; insulated; electro-tin plated; white	216-201
	Item no.: 216-202 Ferrule; Sleeve for 0.75 mm ² / 18 AWG; insulated; electro-tin plated; gray	216-202
	Item no.: 216-203 Ferrule; Sleeve for 1 mm ² / AWG 18; insulated; electro-tin plated; red	216-203
	Item no.: 216-204 Ferrule; Sleeve for 1.5 mm ² / AWG 16; insulated; electro-tin plated; black	216-204
	Item no.: 216-206 Ferrule; Sleeve for 2.5 mm ² / AWG 14; insulated; electro-tin plated; blue	216-206
	Item no.: 216-301 Ferrule; Sleeve for 0.25 mm ² / AWG 24; insulated; electro-tin plated; yellow	216-301
	Item no.: 216-302 Ferrule; Sleeve for 0.34 mm ² / 22 AWG; insulated; electro-tin plated; green	216-302
Male plug		
	Item no.: 769-609 1-conductor male connector; 4 mm ² ; Pin spacing 5 mm; 9-pole; 4,00 mm2; gray	769-609
	Item no.: 769-609/001-000 1-conductor male connector; Snap-in mounting feet; 4 mm ² ; Pin spacing 5 mm; 9-pole; 4,00 mm2; gray / 1001-000	769-609
	Item no.: 769-609/002-000 1-conductor male connector; clamping collar; 4 mm ² ; Pin spacing 5 mm; 9-pole; 4,00 mm2; gray / 1002-000	769-609
	Item no.: 769-609/004-000 1-conductor male connector; Feedthrough flange; 4 mm ² ; Pin spacing 5 mm; 9-pole; 4,00 mm2; gray / 1004-000	769-609
	Item no.: 769-609/005-000 1-conductor male connector; Snap-in flange; 4 mm ² ; Pin spacing 5 mm; 9-pole; 4,00 mm2; gray / 1005-000	769-609
	Item no.: 769-609/006-000 1-conductor male connector; Snap-in flange; 4 mm ² ; Pin spacing 5 mm; 9-pole; 4,00 mm2; gray / 1006-000	769-609
	Item no.: 769-639 THT male header; 1.0 x 1.0 mm solder pin; straight; Pin spacing 5 mm; 9-pole; gray	769-639
	Item no.: 769-639/003-000 THT male header; 1.0 x 1.0 mm solder pin; straight; clamping collar; Pin spacing 5 mm; 9-pole; gray / 1003-000	769-639

	Item no.: 769-639/004-000 THT male header; 1.0 x 1.0 mm solder pin; straight; Pin spacing 5 mm; 9-pole; gray	769-639 /004-000
	Item no.: 769-639/007-000 THT male header; 1.0 x 1.0 mm solder pin; straight; clamping collar; Pin spacing 5 mm; 9-pole; gray	769-639 /007-000
	Item no.: 769-669 THT male header; 1.0 x 1.0 mm solder pin; angled; Pin spacing 5 mm; 9-pole; gray	769-669
	Item no.: 769-669/003-000 THT male header; 1.0 x 1.0 mm solder pin; angled; clamping collar; Pin spacing 5 mm; 9-pole; gray	769-669 /003-000
	Item no.: 769-669/004-000 THT male header; 1.0 x 1.0 mm solder pin; angled; Pin spacing 5 mm; 9-pole; gray	769-669 /004-000
Locking lever		
	Item no.: 769-428 Locking lever; gray	769-428
	Item no.: 769-429 Locking lever; orange	769-429
	Item no.: 769-430 Locking lever; gray	769-430
	Item no.: 769-431 Locking lever; orange	769-431
Insulation stop		
	Item no.: 769-470 Insulation stop; 0.08 - 0.2 mm ² "s" (0.14 mm ² "f-st"); 5 pieces/strip; white	769-470
	Item no.: 769-471 Insulation stop; 0.25 - 0.5 mm ² ; 5 pieces/strip; light gray	769-471
	Item no.: 769-472 Insulation stop; 0.75 - 1 mm ² ; 5 pieces/strip; dark gray	769-472
General accessories		
	Item no.: 769-436 Jumper cover; for 1-conductor female plugs; for 5 poles; gray	769-436

Downloads**Documentation****Bid Text**

769-109/000-039	doc 26.6 kB	Download
-----------------	----------------	----------

Additional Information

Technical explanations	Apr 3, 2019	pdf	Download
------------------------	-------------	-----	----------



CAD/CAE - Smart Data

EPLAN

EPLAN Data Portal

[Download](#)

WSCAD

WSCAD Universe

[Download](#)

Product family

X-COM

[Show all products from the family](#)

Subject to changes.
